


# Compress 2000 heat pump

## Homeowner guide



# Clean, clever, comfortable

Compact and efficient, the CS2000 air to water full monobloc heat pump gives you lower carbon heating and hot water at home, by harnessing the natural warmth of the great outdoors. When you're keeping one eye on budget, space, and emissions, the CS2000 could be your perfect match.

## Why choose the CS2000 air to water heat pump?



### Efficient

Reduced energy usage, A+++ ErP rating\*



### Quality

Bosch quality at an affordable price



### Compact

Outdoor unit requires no planning permission†



### All-in-one

Monobloc design for speedy installation and no indoor unit




### Simple control

No fuss room control makes your heat pump easy to use



### Smart design

Clever air to water design, uses the outside air to heat your home



## All under control



Take control of your home heating with the integrated temperature room control which comes as standard with the CS2000 heat pump.

Simple, easy management with automatic weather sensors and programming.




Scan for more about heat pump technology.

## Flexible

With a range of outputs available, the CS2000 air to water heat pump can be installed in most properties and is well-suited to new build homes and renovation projects.



CS2000 4-6kW



CS2000 8-16kW



CS2000 18-30kW

## Dimensions

### 4-6kW unit

Height: 717mm Width: 1295mm Depth: 400mm

### 8-16kW unit

Height: 864mm Width: 1385mm Depth: 445mm

### 18-30kW unit

Height: 1557mm Width: 1120mm Depth: 400mm



For more information, scan the QR code to visit our website.

\*CS2000 4-6kW & 8-16kW outdoor units only.  
†With average environmental conditions and a flow temperature of 35 °C.

8-716-122-788 B02/24

