

# Picture a Greener Future



Produced by



# We have not been very kind to our planet.

For thousands of years our earth has provided us with the climate and natural resources we need to survive but, over the past 100 years or so, our actions have been harming the world in which we live.

Fuel resources are fast running out and we are now faced with the reality of global warming and the impact it will have on our climate.

**Planet earth is in danger.**

We must act **now** – while we still have time to make a difference.

If we can all make a small change to the way we live, it will have a big impact on our future.


**Save energy. Save our planet.**



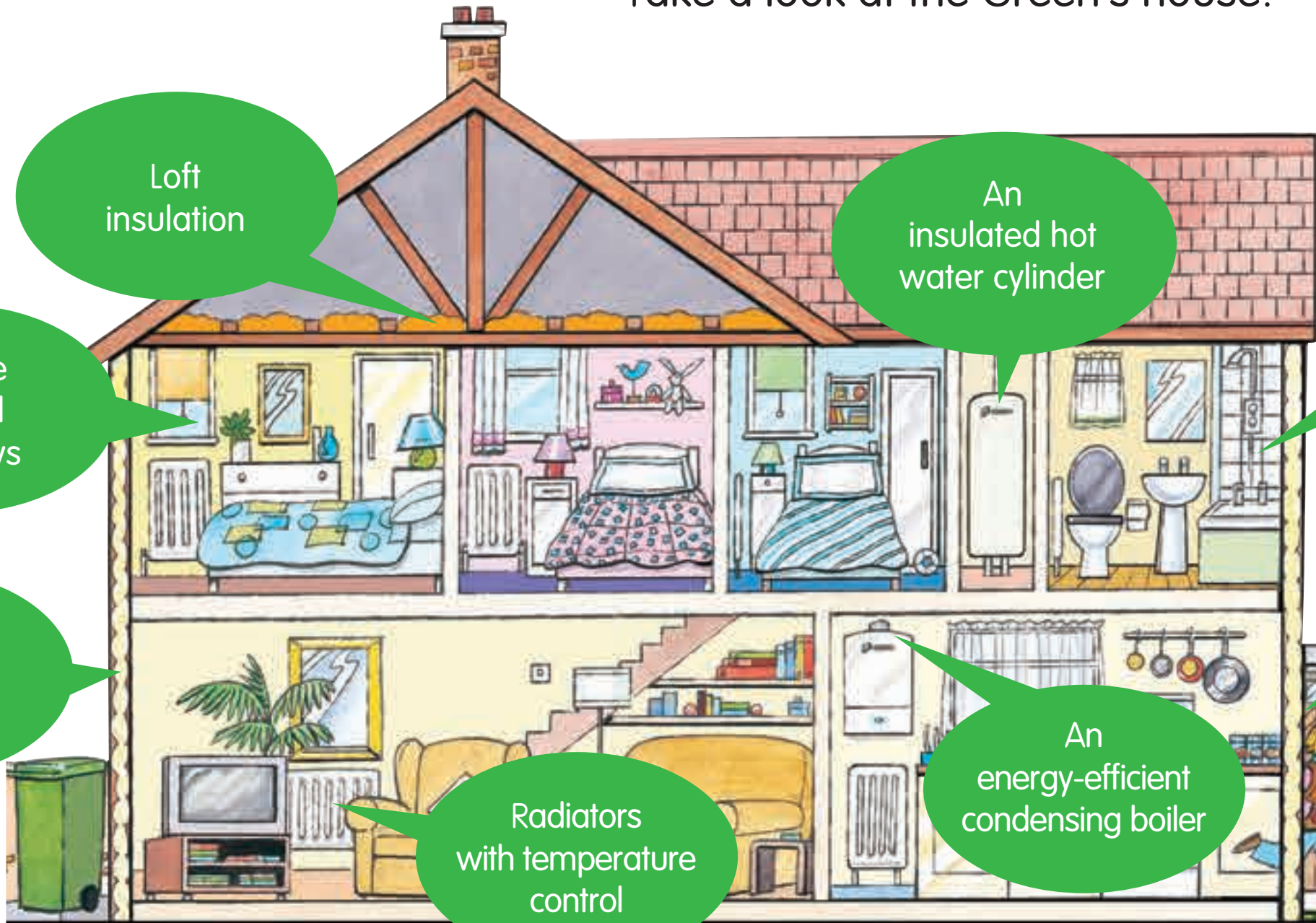
# Meet the Greens

The Greens are a very thoughtful and considerate family.

They try to save energy wherever they can, to save money but much more importantly to help protect the world in which we live.



Take a look at the Green's house.



It is a happy house, full of lots of special energy saving features which help to make it warm and cosy.

A  
thermostatic  
shower

External  
doors with draft  
excluders

Three quarters of the energy used in the home is for heating – see how the Greens have made their house an energy-efficient and environmentally-friendly home.

Read on to find out about another way the Greens will be saving energy...




It's half past six in Forest Drive and the Green family are all tucked up in their beds.

As they sleep, someone has just clicked into action and is working quietly downstairs, getting the house ready for the day ahead...







Bobby the Boiler loves his job, and prides himself on protecting the Green family from the cold, making sure their home is cosy and warm and that there's plenty of hot water for lovely warm showers and baths.

Bobby is a Worcester Greenstar condensing boiler. He is made to be very environmentally-friendly by using less fuel than older boilers.



Soon the family are bustling around, getting washed and showered, ready for work and school.


Yet today is no ordinary day in the Green household. Today the family will be welcoming its newest member...






...Solar Sam.

At nine o'clock the doorbell rings and Mr. Comfy and Mr. Snug, who work for the local plumbing company, have arrived to help Solar Sam settle into the Green's home.





Bobby the Boiler wonders what all the fuss is about, when suddenly he hears a friendly voice....

“Hi Bobby, I’m Solar Sam. Mr Comfy and Mr Snug have told me all about you!”

“Nice to meet you, but what’s going on?” replies Bobby, a little confused.


“I’ve come to help you to look after the Greens,” Solar Sam explains.

“What do you mean you’re here to help me?” asks Bobby.

“I’m going to give the Greens lovely piping hot water to help keep themselves and the home nice and clean.”

“But that’s my job!” Bobby gasps.

“I give the Greens everything they need!”



“Don’t worry Bobby, the Greens still really need you to heat the home – and I can give you a hand to heat the water for the house.”

A Worcester Greenskies solar panel uses energy from the sun to heat water for baths and showers. You can find out more about solar energy by visiting [www.worcester-bosch.co.uk](http://www.worcester-bosch.co.uk)




Bobby looks unsure. “But how are you going to do that?”

Sam explains that he will be living up on the roof and catching the sun’s rays on his tummy (he even works on a cloudy day). The solar energy that he soaks up travels down a pipe and heats the water which is stored in a tank in the airing cupboard for when the family need it.

The light from the sun is a natural renewable energy source that won’t run out and won’t use up the earth’s resources – and it doesn’t cost a penny!






Bobby the Boiler is so relieved that the Greens still need him and agrees that Solar Sam's help will be very useful. Co-operation means sharing the load and working together with a friend is always lots of fun!


The following morning, as the sun rises, Solar Sam watches over the goings on in Forest Drive, wondering whether any of the neighbouring houses will soon have any solar friends joining him up on the roof...





# There are many ways to save energy at home

Follow the Green family's 'Energy Saving Tips' to help make a difference. By making these small changes to the way in which we live it will greatly reduce the harm we are causing our planet.



Don't leave the television or other appliances on standby or charging when not necessary.



Only boil as much water as you need.



Hang lined, full length curtains by your windows, but remember not to cover radiators.

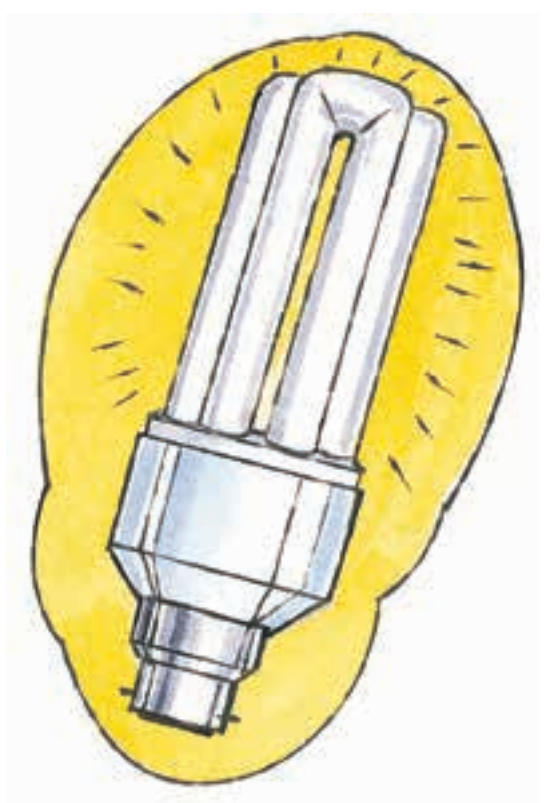


Use draft excluders around doors, windows, letter boxes and keyholes.



Make sure you turn the tap off! A dripping hot water tap wastes energy and in one week wastes enough water to fill half a bath.


Turn the tap off whilst brushing your teeth.



Replace old light bulbs with energy saving bulbs. They can last 12 times longer than ordinary light bulbs.




If you are cold, why not put on extra clothing rather than turning up the heating?




Put foil behind your radiators to 'reflect' the heat.



Change single glazed windows to double glazed windows to stop heat escaping.



Switch off lights if you leave a room.




If you need an electrical appliance – buy the most energy efficient one available.



Make sure your central heating boiler is serviced regularly, keeping it working efficiently.

## Later that month...

Mr. Green receives a letter from his cousin who lives in the countryside, telling him of another way to save energy when heating the home...



You can find out more about Worcester Greenstore ground source heat pumps by visiting [www.worcester-bosch.co.uk](http://www.worcester-bosch.co.uk)



Dear Jack,  
Thanks for your letter. I am sure your solar water heating system is making quite a difference!

We also have some excellent news! We have just bought a piece of land and we are going to build our own Energy House, which will be totally energy efficient. We have found out about an exciting new method for heating the home and giving us heating and hot water, called a ground source heat pump. I am sure you would love to hear about it!

It works by laying some pipes underground, which contain a special liquid. The sun's rays heat the ground and this warms the special liquid in the pipes, which is then pumped to the house and converted into heat energy to be used in the home. It means that we are using solar energy – just like you – so we too will be saving some of the earth's resources.

If you have any more energy saving tips – please pass them on!  
Hope to see you all soon,


*Dave*



# Spot the difference

Can you spot the 10 differences? Find all ten and then colour the pictures!

(Answers are on page 31)





# Mix 'n' match energy facts

Match the beginnings of the sentence to the sentence endings.

(Answers are on page 31)

- |                               |   |
|-------------------------------|---|
| 1 Solar energy                | on standby. Switch it off.                          |
| 2 Turn the light off          | is a renewable energy.                              |
| 3 Energy light bulbs can last | when you go out of a room.                          |
| 4 Never leave a television    | up to 12 times longer than traditional light bulbs. |
| 5 Only boil                   | around a door, window, letterbox or keyhole.        |
| 6 Use a draught excluder      | as much water as you need.                          |
| 7 Use lined curtains          | are double glazed.                                  |
| 8 Make sure all windows       | but don't cover up the radiator!                    |

# Energy word search

Save energy

Solar panel

Warmth

Hot water

Bobby Boiler

Renewable

Solar Sam


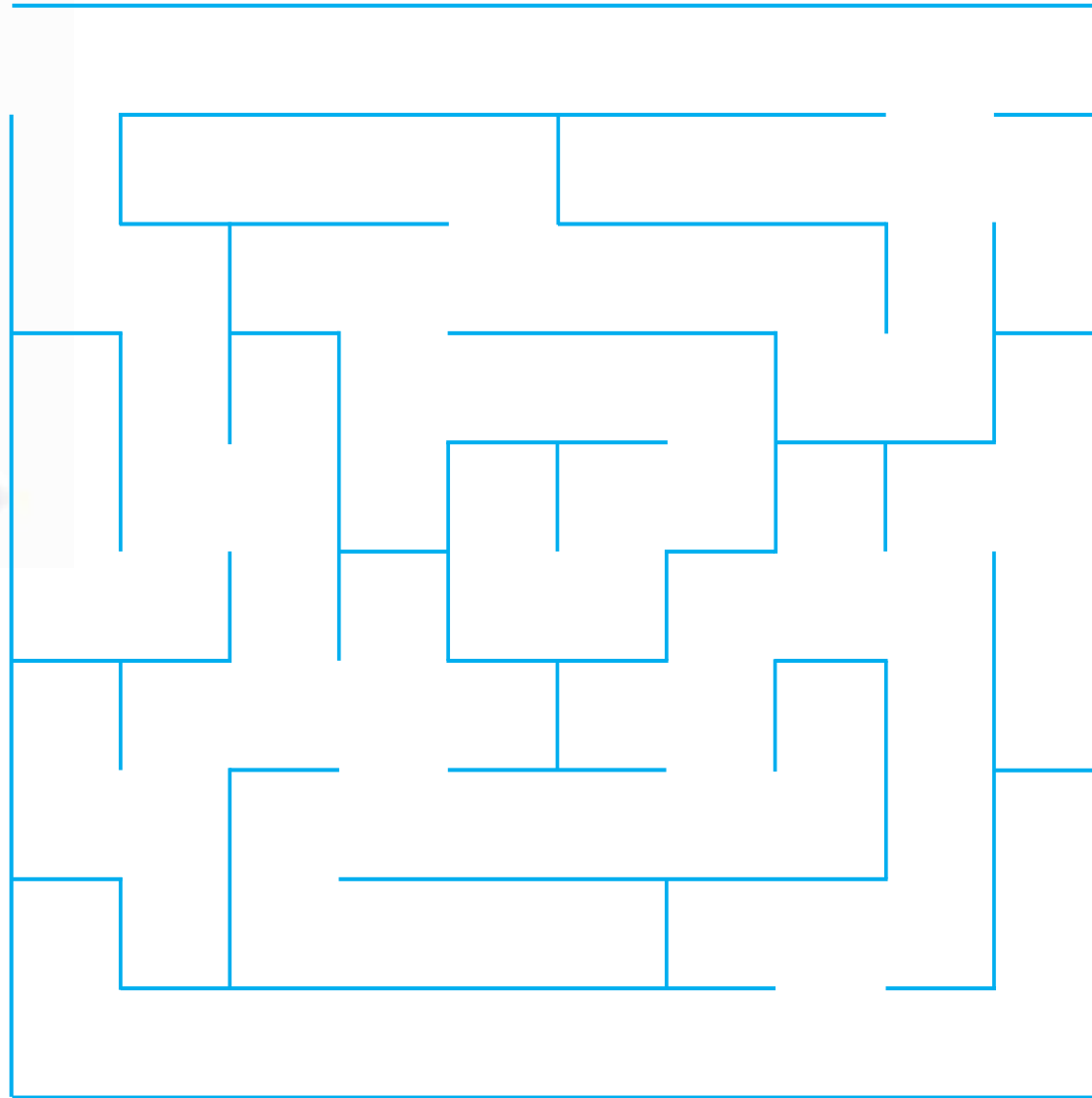

Heating

~~Environment~~

Natural Gas

s	o	l	a	r	p	a	n	e	l	a	b
y	c	s	d	e	f	g	h	i	j	m	t
k	g	l	a	m	n	o	p	r	q	a	n
e	r	r	s	g	t	u	e	v	h	s	e
l	w	x	e	y	l	t	z	t	a	r	m
b	b	c	d	n	a	a	m	e	f	a	n
a	g	h	i	w	e	r	r	j	k	l	o
w	m	n	t	o	a	e	p	u	q	o	r
e	r	o	s	w	t	u	v	w	t	s	i
n	h	x	y	z	a	b	c	a	e	a	v
e	f	h	e	a	t	i	n	g	s	g	n
r	e	l	i	o	b	y	b	b	o	b	e

# Oh no! Bobby has lost Sam...



Can you help him find Sam again?

# Focus on the environment

Is there a budding artist or photographer in your home? If so here's a chance to win £500 worth of Love2Shop vouchers!

## Who can enter?

There are three age groups: 0-6, 7-11 and 12-16 years old.

## What do I need to do?

To be in with a chance of winning, all you have to do is use your imagination to create a piece of hand-crafted art or to take a photograph that reflects the theme, 'The Environment and the Home'. For example, a chimney with a bad cough. Or a home which uses energy from purely natural sources. The only limit is your imagination!

## Seasonal awards

At four times during the year (Spring, Summer, Autumn and Winter), there will be winners for each age group, each receiving £50 of Love2Shop vouchers. Love2Shop vouchers can be spent in thousands of shops, restaurants and attractions across the UK.

## Annual awards

The overall winner in each age group will be invited to an Awards Luncheon, where they will be presented with the Environmental Image of the Year Award by our guest of honour and £500 worth of Love2Shop vouchers.





# How to enter

Complete this form and send it with your entry using the address label.

Unfortunately artwork cannot be returned. You can enter as much artwork as you like for the awards, but each must be accompanied by a separate entry form.

Please complete all parts of this form in **BLOCK CAPITALS**.

Closing date for entries is: Spring – 30th April Summer – 31st August

Autumn – 30th November Winter – 15th January


NAME			
AGE	0-6 Years <input type="text"/>	7-11 Years <input type="text"/>	12-16 Years <input type="text"/> (please write your age in the appropriate box)
ADDRESS			
TELEPHONE			EMAIL (if applicable)
TITLE OF WORK			
DATE			

## Checklist

- Have you enclosed your entry with this form?
- Have you entered your age?
- Have you entered your contact details?
- Have you given your entry a title?



Delivered by



Sally Williams  
 Environment 2020 Awards,  
 MKT, Worcester, Bosch Group,  
 Cotswold Way, Warndon,  
 Worcester WR4 9SW



# ART & PHOTOGRAPHY Competition



Please place this form inside (with your packaged artwork).



Please attach this address label to the outside of your packaged artwork.

# Answers

- Mix'n'match
- 1 Solar energy is a renewable energy.
  - 2 Turn the light off when you go out of a room.
  - 3 Energy light bulbs can last up to 12 times longer than traditional light bulbs.
  - 4 Never leave a television on standby. Switch it off.
  - 5 Only boil as much water as you need.
  - 6 Use a draught excluder around a door, window, letterbox or keyhole.
  - 7 Use lined curtains but don't cover up the radiator!
  - 8 Make sure all windows are double glazed.

- Spot the difference
- 1 Only one bird
  - 2 Flowers in window
  - 3 Rung of ladder missing
  - 4 The sun has no eyebrows
  - 5 No plants on fence
  - 6 Roof tiles missing
  - 7 Bricks missing
  - 8 Bobby's badge is missing
  - 9 Bird's wing is missing
  - 10 Some of the sun's rays are missing

Worcester, Bosch Group,  
Cotswold Way, Warndon,  
Worcester, WR4 9SW



## Environment 2020 Awards

The Worcester Environment 2020 Awards were launched in 2000 to celebrate and promote activities dedicated to conserving the environment for future generations.

As part of the The Worcester Environment 2020 Awards Images Category, children are invited to enter striking visual images based on the theme 'The Environment and the Home'. All they have to do is use their imagination to create a drawing, painting, collage, cartoon or photograph that reflects the theme. The only limit is their imagination!

To enter, complete the entry form and return with your artwork entry to the address provided.

To view previous winners and discover more about the Environment 2020 Awards, please visit our website.

[worcester-bosch.co.uk](http://worcester-bosch.co.uk)

Written and conceived by: Tracy Lister, Richard Soper and Sue Pennington. Illustrations by: Carol Jonas.

Produced by: Market Link. Printed using environmentally-friendly paper.

Worcester, Bosch Group is a brand name of Bosch Thermotechnology Ltd.

Part No. 8 716 113 623 D 09/15



By Appointment to  
Her Majesty The Queen  
Boiler Manufacturer  
Worcester, Bosch Group  
T/A Bosch Thermotechnology Ltd.  
Worcester